


WIRE MANAGEMENT OPTIONS



DATA WIRE MANAGEMENT 48”H

Recommended for use with **Powered Adjustable Height Tables**.


WM-E | LIST: \$185.40



DATA WIRE MANAGEMENT 30”H

Recommended for use with **traditional 30”H fixed height OPS2 Panel and desking systems**.


WM | LIST: \$107.75



XPand FLOOR ENTRY WIRE MANAGEMENT 24”H

Recommended for use with **XPand Reach: Benching**.

XP-CM-24 | LIST: \$139




XPand FLOOR ENTRY WIRE MANAGEMENT 19”H

Recommended for use with **XPand Up: Adj Height Tables** (floor to cable tray).

XP-CM-19 | LIST: \$105

NOTE: Also used with XPand Up: Adj. Height Tables from cable tray to work surface.



WIRE MANAGEMENT TRAY

Wire management tray for **Powered Adjustable Height Tables**

E-TABLE-J.WM | LIST: \$22